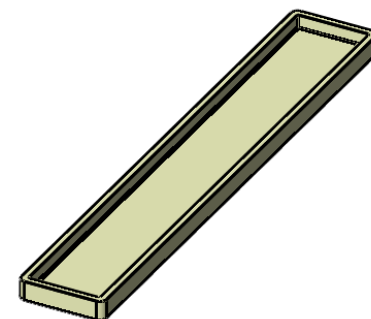

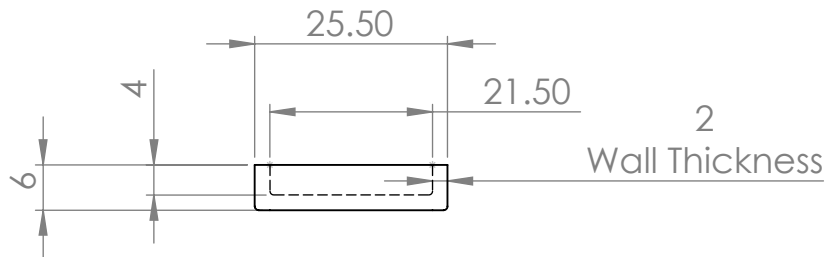


2

1



PROPRIETARY AND CONFIDENTIAL
THE INFORMATION CONTAINED IN THIS
DRAWING IS THE SOLE PROPERTY OF
ALMATH CRUCIBLES. ANY
REPRODUCTION IN PART OR AS A WHOLE
WITHOUT THE WRITTEN PERMISSION OF
ALMATH CRUCIBLES IS
PROHIBITED.

| | | | | | | | | |
|---------------------------------------|-------------|---|--------------------------------------|-----------|-------|------------|------------------------|--|
| TOLERANCE GUIDE. DIN 40 680 MEDIUM | | UNLESS OTHERWISE SPECIFIED: DIMENSIONS ARE IN MM | | DRAWN | NAME | DATE | Almath Crucibles | |
| | | | | CHECKED | DANNY | 09/08/2018 | ALMATH PRODUCT CODE: | |
| | | | | ENG APPR. | | | BS160 | |
| | | | | MFG APPR. | | | SIZE DWG. REV | |
| | | | | Q.A. | | | A STOCK | |
| | | | | COMMENTS: | | | SCALE:1:1 SHEET 1 OF 1 | |
| | NEXT ASSY | USED ON | INTERPRET GEOMETRIC TOLERANCING PER: | | | | | |
| | | | MATERIAL | | | | | |
| | | | FINISH | | | | | |
| | APPLICATION | | DO NOT SCALE DRAWING | | | | | |

2

1

B

B

A

A